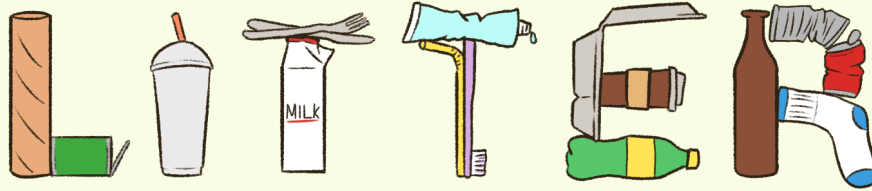


OPEN YOUR EYES TO



A fun activity and coloring book for kids!



KEEP
PENNSYLVANIA
Beautiful

KEEP AMERICA BEAUTIFUL AFFILIATE

Learn about Litter

Fill in a few things you **know** and **wonder** about litter.

K	W	L
What I know about litter:	What I wonder about litter:	What I learned about litter:

Return after finishing the book to fill in some things you've **learned** about litter.

Open Your Eyes to Litter!

Color in the litter that you've witnessed in your community.



Journal prompt:

Where does litter come from?

Litter is what doesn't naturally belong in an environment.

Circle 10 differences



Which park would you rather play in? Why?

What is something that can be done to clean up the littered park?

between the pictures.



Which park seems safer?

What animals might be affected by litter in a park?

Letters to Litter Hawk

Dear Litter Hawk,
I see a lot of litter around
my neighborhood, but I
don't know what I can do
about it. Can one person
really make a difference?

Sincerely,
Jessie (age 8)

Mail your own letter to:

Keep Pennsylvania Beautiful
105 West 4th Street, 2nd Floor
Greensburg, PA 15601 - 2981

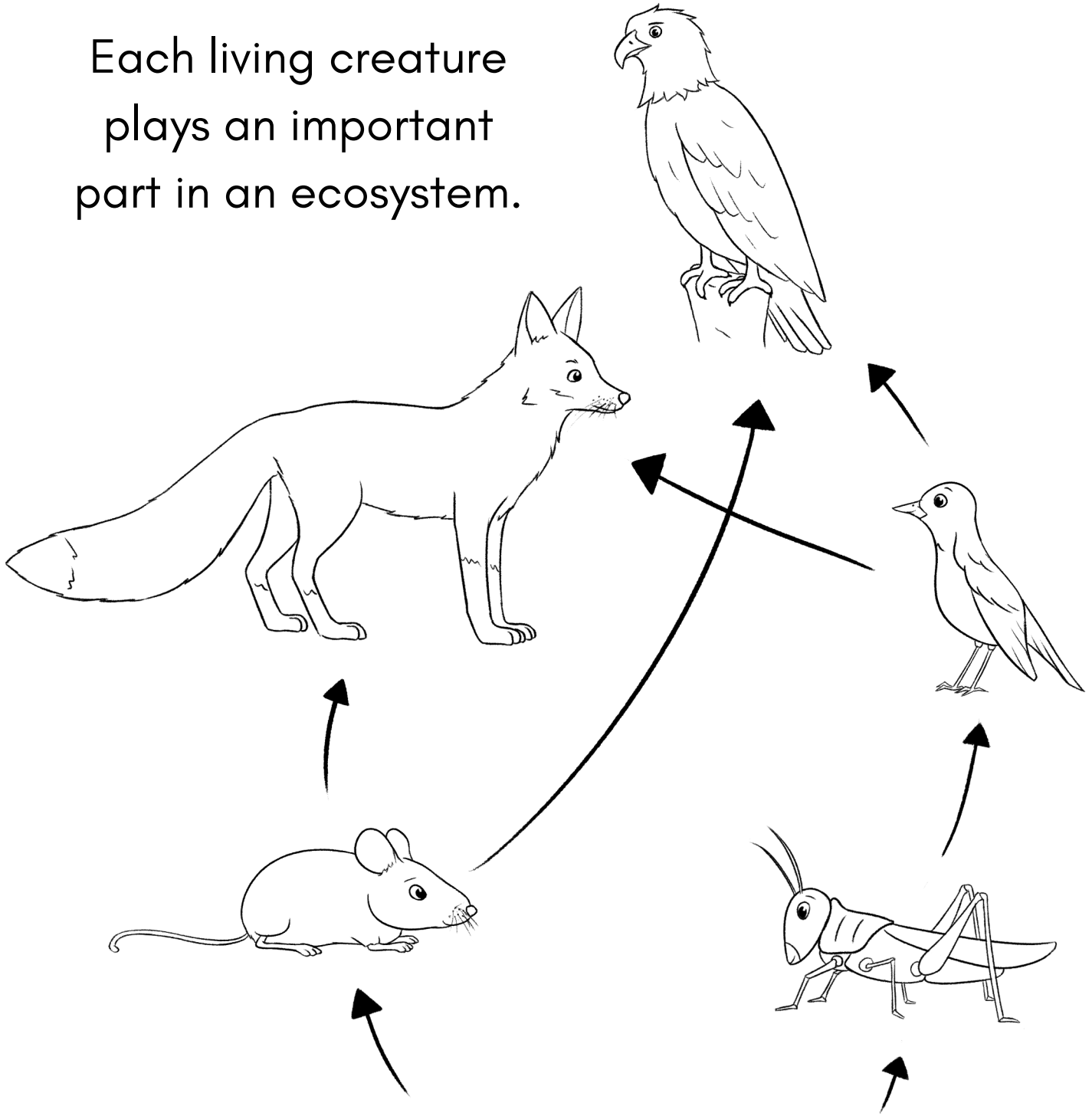
Dear Jessie,
Everyone can do their part to make less trash and
help keep neighborhoods clean and beautiful.
Here are a few ways you can help.



You can create less waste, just by being thoughtful of your actions.
Here are a few ideas. Can you think of any others?

- When possible, choose reusable options over single-use items.
- Fix, recycle, or donate items you no longer use instead of throwing them away.
- Grow your own food to reduce packaging from the store.
- Come up with creative ways to reuse items.
- Don't litter in the first place!
- Clean up litter when you see it.

Each living creature plays an important part in an ecosystem.




If pollution and litter hurt one living creature in a **food web**, it also hurts all the creatures above it.

Who does litter affect? Everyone!



We are all in this together. Animals and other living creatures depend on people to keep the planet clean.



Can you spot the ways litter is affecting the people and animals in this picture?

Word Search

p	o	l	l	u	t	i	o	n	p	b	j	z	m	r
r	w	e	q	f	d	r	k	a	h	a	q	z	e	v
o	h	n	h	d	l	e	r	t	l	e	w	s	g	o
t	x	v	y	g	o	s	z	u	k	c	p	l	r	g
e	a	i	b	r	f	p	j	r	b	o	u	i	k	r
c	z	r	j	q	k	e	c	e	n	s	n	u	o	u
t	s	o	p	m	o	c	p	s	d	y	a	q	f	n
t	c	n	e	y	v	t	i	w	e	s	e	r	r	b
a	q	m	o	k	l	b	r	g	c	t	l	z	e	r
t	p	e	f	p	i	h	w	q	a	e	c	b	c	b
i	m	n	k	l	i	t	t	e	r	m	x	h	y	p
b	l	t	i	q	a	g	l	v	e	t	j	y	c	l
a	c	t	i	o	n	p	l	g	j	e	z	p	l	m
h	y	t	i	n	u	m	m	o	c	w	k	n	e	a
k	b	f	z	x	j	v	i	f	l	g	d	k	q	p

Action

Care

Cleanup

Community

Compost

Ecosystem

Environment

Habitat

Litter

Nature


Pollution

Protect

Responsibility

Recycle

Respect




Bonus - On a separate sheet of paper, define each word.

Why is Mama Robin so upset?

She needs to find a cleaner area to make her nest!

Her babies can mistake brightly colored trash for food, which could make them sick.

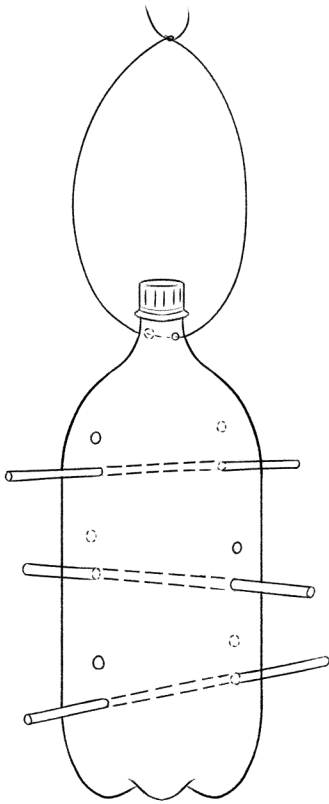


Food litter attracts other animals that may hunt her or her babies.

Make a Birdfeeder From a Plastic Bottle


What You Need:

- One large plastic drink bottle with cap
- 3 or 4 wooden dowels (or pencils) each $\frac{3}{16}$ " wide and about 8" long
- Nail or other sharp object for punching holes in the bottle
- String or wire 16"-18" long



Here's What To Do:

1. Wash the bottle and remove the label.
2. To make a perch, use a nail to punch 2 holes in the bottle, opposite each other. Insert a dowel or pencil so that it passes through one hole, through the bottle, and out the other side. Make 3 or 4 such perches alternating the positions so that all sides of the bottle are used.
3. Now you're ready to poke the feeding holes. With the bottle's neck facing away from you, use a nail to poke a small hole about 2" above each perch. Keep in mind that the seeds will fall out if the holes are too big.
4. Use the nail to poke a hole from one side of the bottle's neck to the other.
5. Thread the string of wire through the holes in the bottle's neck and tie or twist them together at the ends. This will be your hanger.
6. Remove the cap and fill the feeder with sunflower seeds or mixed seed. Screw the cap back on and hang the feeder from a branch or hook.



Word Poetry



Each day,
Communities must work together
Organizing
Systems to keep
Yucky litter from polluting
Streams, land and air.
The citizens of a town
Each play a role in
Making their environment clean.


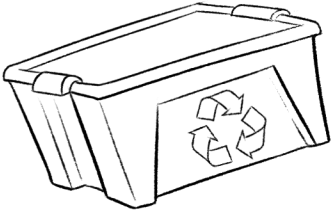


Realize
Every
Species matters and we share one
Planet.
Every one
Can make a difference
To keep Pennsylvania beautiful and litter-free.



*Use each letter of your name to create a sentence
about litter.*

Crossword Puzzle




Down:

1. the place a plant or animal lives
2. convert waste materials into new useable items
3. introduction of harmful materials into the environment
5. a group of people living in a particular area
7. fertilizer made from rotting plants

Across:

4. things that end up on the ground or in water that do not belong
6. tiny bits of plastics that pollute water, often too small to be seen
8. everything around us including the air, soil, water, plants and animals
9. a community coming together to remove litter from an area
10. interacting organisms and their environment
11. the animals, plants and other things not made by people




Down: Habitat, Recycle, Pollution, Community, Compost
Across: Litter, Microplastics, Environment, Cleanup, Ecosystem, Nature


Answers

How long will litter last?

This groundhog found a bunch of litter when he dug his tunnel. Help him find his warm bed.



1,000 years later



Biodegradable means an item breaks down over time.
Items that aren't biodegradable will be around a long time
- way into the future!

See For Yourself

Find out which items are biodegradable and which are not by doing this simple test.

What You Need

Plastic containers

Soil

Water


Pieces of common litter, such as: paper bag, apple core, bottle cap, banana peel



1. Fill the containers with soil and dampen with water.
2. Bury each piece of common litter in its own container and label.
3. Leave the containers in a cool, damp place for 2-4 weeks.
4. Dig up the pieces of litter and see if they have rotted or changed at all.

How It Works:

The natural garbage will start to decompose or may rot away altogether because it is biodegradable. The man-made garbage will take longer to decompose or will not change at all. Luckily, we can recycle much of our non-biodegradable garbage so that it can be used again.



Litter makes its way into waterways,




and heads downstream...

Plastic litter breaks down into tiny plastics called **microplastics**.
Microplastics are harmful to people, animals and the **environment**.




polluting other ecosystems.


The road to your house...



may also be littered.



Draw a picture of where you live.
Is there litter near your home?




Take pride in your community by putting litter in its place.



Draw a line on each item to show if it should go in the **recycling** bin, **trash** can or **compost** bin.

Recycle: aluminum can, plastic bottle, newspaper, cardboard, glass, computer/electronic **Trash:** candy wrappers, sock, football, band aid **Compost:** apple core, newspaper

Friends don't let friends litter.



Journal Prompt:

What would you say to a friend who doesn't think it's a big deal to litter?

Did you know?

Community cleanups -
volunteers working
together
to help remove large
amounts of trash and
litter.

Cigarette butts and
plastic pieces are the
most littered items
in Pennsylvania.

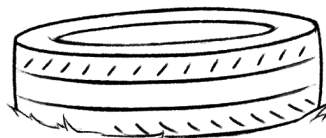
It is
against
the law
to litter.

Imagine
what would happen if...


- every person in the
world decided to
litter!
- every person helped
clean up litter?

Litter can end
up in oceans,
harming
sea life.

Cleanups can
help keep
wildlife safe
from litter.



Litter, litter everywhere; You're the one who has to care.



Things you can do to show you care:

- Use reusable water bottle
- Throw your trash away
- Share with your family what you have learned
- Recycle
- Ask your teacher to teach about why litter is harmful

- _____
- _____
- _____

Fill in your own ideas. 

Kids' Litter Survey:

Name: _____ Age _____

Address: _____

City: _____ State _____ Zip _____

Name of School: _____ Grade _____

Does seeing litter make you mad? Yes No

Have you ever seen anyone litter? Yes No

Have you ever littered by accident? Yes No

How? _____

Have you ever littered on purpose? Yes No

Why? _____

Is there litter near your home? Yes No

Is there litter near your school? Yes No

Have you learned about litter in school? Yes No

Who taught you not to litter? _____

What did you learn from this book? _____

Please mail your survey to:
Keep Pennsylvania Beautiful
105 West 4th Street, 2nd Floor
Greensburg, PA 15601 - 2981

Or go online with a
parent/guardian:





Keep Pennsylvania Beautiful would like to extend a special note of thanks to the various artists, educators and illustrators that contributed to the original PA CleanWays' Open Your Eyes to Litter series. Over one million copies of the original series were distributed to schools throughout Pennsylvania over the years and these booklets were instrumental in educating Pennsylvania's youth about litter, recycling and keeping our communities clean.

The original series was the foundation for this new Open Your Eyes to Litter series and when appropriate, the original text and illustrations were maintained or adapted. Working with Eastern Pennsylvania Coalition for Abandoned Mine Reclamation and Illustrator Brady Mock, Keep Pennsylvania Beautiful has updated the series to account for the changing environment, new environmental education standards and new types of litter.

A teachers guide, including PA State Academic Standards addressed, is available online at [keppabeautiful.org/Programs/Education/Open Your Eyes to Litter](http://keppabeautiful.org/Programs/Education/Open%20Your%20Eyes%20to%20Litter).

This book was created with funding from the PA Department of Environmental Protection.



Special Thanks to Our Design Team:

Eastern Pennsylvania Coalition for Abandoned Mine Reclamation, revisions and updates
Brady Mock, illustration
Jackson Graphics, original illustration and design

Keep Pennsylvania Beautiful is a nonprofit whose mission is empowering Pennsylvanians to keep our communities clean and beautiful. For more information visit keppabeautiful.org, email info@keppabeautiful.org or call 724.836.4121.